

Screw pumps

with block housing or threaded housing, pmax. 500 bar

430-5

Issue: 10/2022

Description:

Where small clamping systems without oil supply are to be implemented, a screw pump can be integrated for pressure generation.

There are two housing variations available. The screw pump with block housing and G1/4 threaded port or manifold connection and the screw pump with threaded housing.

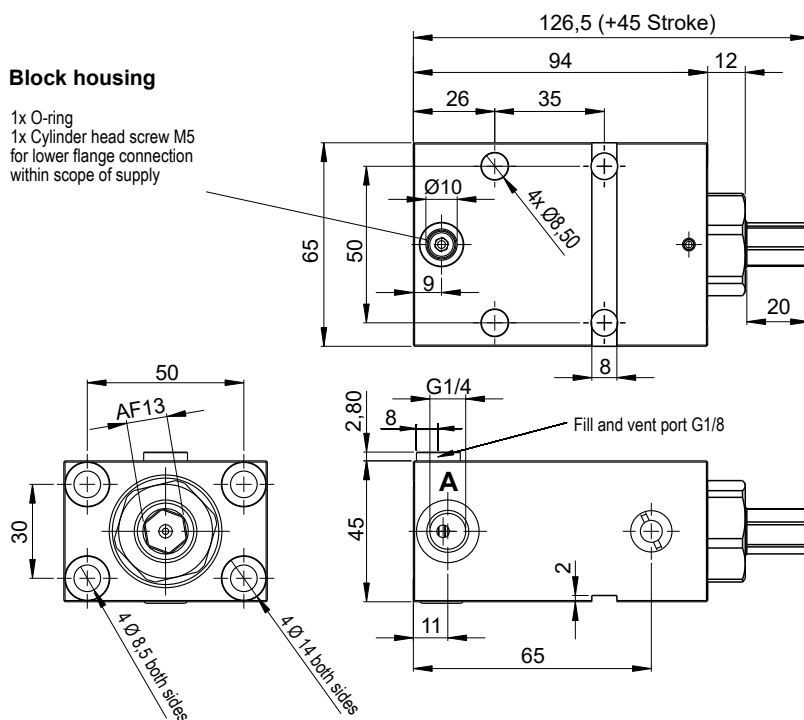
Operating conditions:

Screwing in the spindle compresses the fluid medium. The pressure within the clamping system increases. Once the operating pressure is reached, the clamping process is implemented and the workpiece is clamped. Unscrewing the spindle decreases the pressure. The clamping system de-clamps and releases the workpiece again.

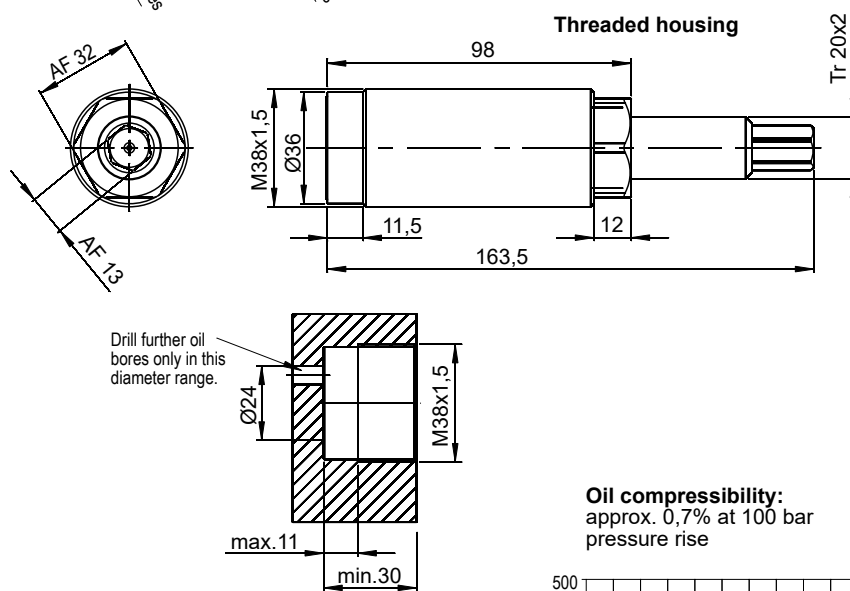


Block housing

1x O-ring
1x Cylinder head screw M5 for lower flange connection within scope of supply



Threaded housing

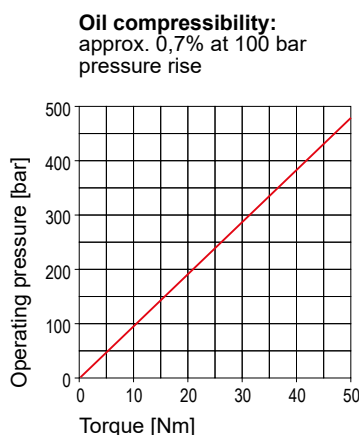


Technical data:

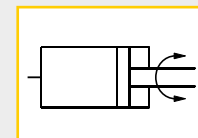
Piston Ø	[mm]	25
Stroke	[mm]	45
Stroke vol.	[ccm]	22
Stroke vol./U	[ccm]	0,98
Stroke vol. usable	[%]	60-70
Weight ...001 approx.	[kg]	1,8
Weight ...002 approx.	[kg]	0,8

Order no. block housing **MSP-025-022-001**

Order no. threaded housing **MSP-025-022-004**



Webcode: 043005



Connections:

- ☒ G1/4 threaded port
- ☒ Manifold with O-ring
- ☒ Threaded housing

Important:

For filling the screw pump with hydraulic oil, the spindle should be screwed in. Then, fill in the oil through the fill port and in doing so, unscrew the spindle again. The clamping system may not contain air bubbles as these might cause pressure drop. After the filling process, the clamping system needs to be completely vented. For that, an vent screw has to be positioned at the highest point.

Screw pumps and clamping elements form a closed system. All connected components must be leak-proof in passive state. The stroke volume of the screw pump may only be to 60-70% of full capacity. This means, you should not screw the spindle up to the edge.

The clamping force can be monitored with an optional pressure gauge (accessories, see data sheet 600-3).

To operate the spindle, also tools with torque control can be implemented. It is not recommended to use impact wrenches for that.

We also design and manufacture customized variants!



HYDROKOMP®

Hydraulische Komponenten GmbH

+49 6401 225999-0

sales@hydrokomp.de

Siemenstr. 16
35325 Mücke (Germany)

www.hydrokomp.de

Technology that connects